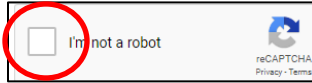


Online Giving

CREATE AN ACCOUNT


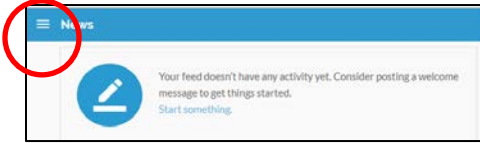
Clicking the link provided, choose to **Register Now**. Provide your email address and create a password. Click the small box to continue



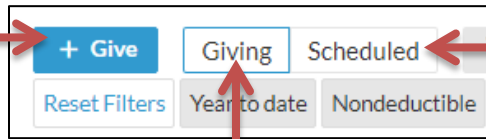
Click the link in the email you receive to verify your email address and open the sign in screen
As another layer of security, you will be asked to enter your birthday

SIGN IN TO REALM

Realm opens to a News page
Click the small group of lines to display a list of additional pages
Choose **Giving**



Click this button to add **new giving**



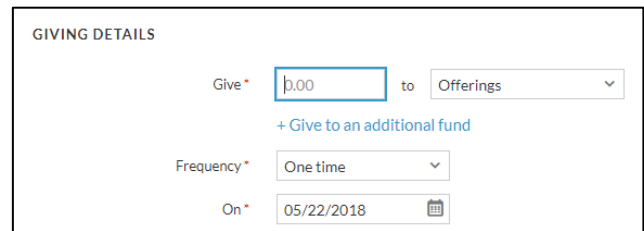
Click this button to view your **scheduled giving**

Click this button to view your **current contributions**

ADD NEW GIVING

GIVING DETAILS:

Enter the **amount** and **frequency** of giving
General Offering is the default
Choose the **date** the contribution will be made
Select Start / Stop dates



PAYMENT INFORMATION:

Contributions may be made with a credit card or debited directly from a bank account

Required information will be slightly different depending on the type of account you choose. Required information will have a * red asterisk.

Choose **Give** to complete the process and view a confirmation screen

